

CEVAP ANAHTARI - SAYFA 1

DEVRE ELEMANLARININ SEMBOLLERLE GÖSTERİMİ VE DEVRE ŞEMALARI - 2

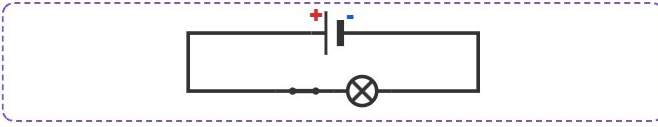
1. SORU (EŞLEŞTİRME)

- a) 3 Pil (Düz) -> 3) Hepsi düz sembol
b) 3 Pil (Sonuncu Ters) -> 2) Sonuncu ters sembol
c) 3 Pil (Ortadaki Ters) -> 1) Ortadaki ters sembol

2. SORU (ŞEMA ÇIZIMI)

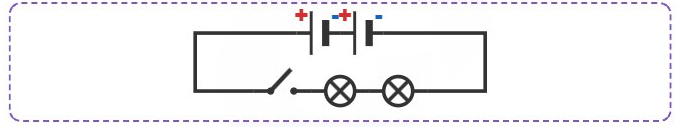
1)

1 pil, 1 kapalı anahtar, 1 ampul.



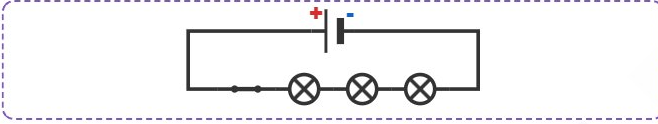
2)

2 pil, 1 açık anahtar, 2 ampul.



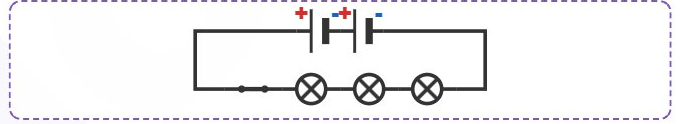
3)

1 pil, 1 kapalı anahtar, 3 ampul.



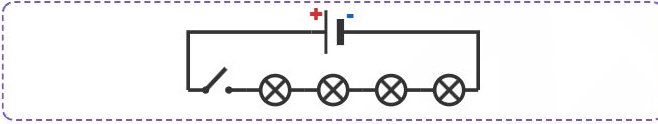
4)

2 pil, 1 kapalı anahtar, 3 ampul.



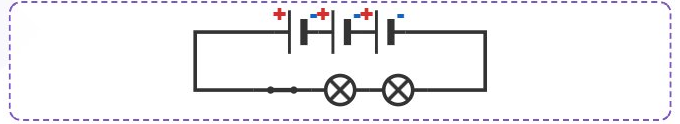
5)

1 pil, 1 açık anahtar, 4 ampul.



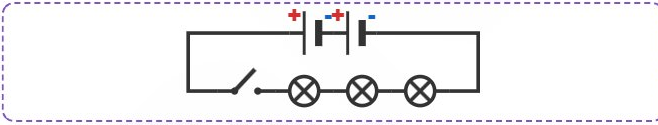
6)

3 pil, 1 kapalı anahtar, 2 ampul.



7)

2 pil, 1 açık anahtar, 3 ampul.



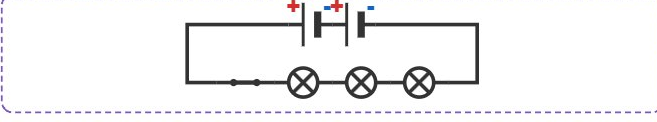
CEVAP ANAHTARI - SAYFA 2

DEVRE ELEMANLARININ SEMBOLLERLE GÖSTERİMİ VE DEVRE ŞEMALARI - 2

3. SORU (ŞEMA ÇIZIMI)

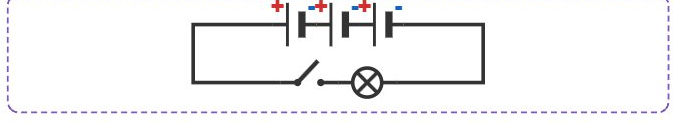
1)

2 pil, 3 ampul, 1 kapalı a.



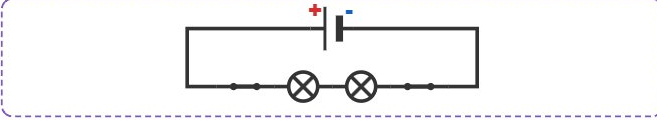
2)

3 pil, 1 ampul, 1 açık a.



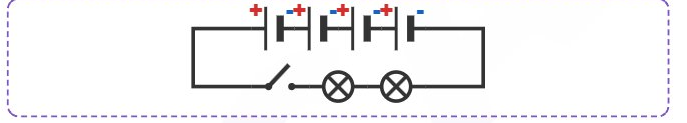
3)

1 pil, 2 ampul, 2 kapalı a.



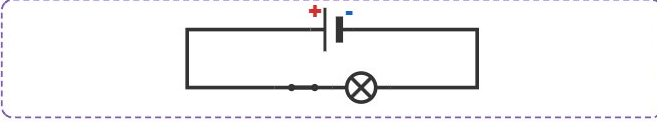
4)

4 pil, 2 ampul, 1 açık a.



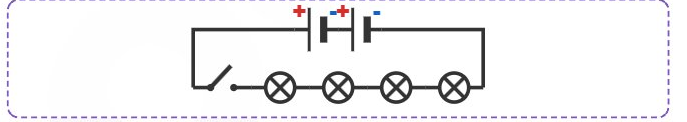
5)

1 pil, 1 ampul, 1 kapalı a.



6)

2 pil, 4 ampul, 1 açık a.



4. SORU (ŞEMA ANALİZİ)

A: ✓ IŞIK VERİR

B: X IŞIK VERMEZ (Anahtar Açık)

C: X IŞIK VERMEZ (Piller Ters)

D: X IŞIK VERMEZ (Kopukluk)

E: ✓ IŞIK VERİR

F: X IŞIK VERMEZ (Anahtar Açık)

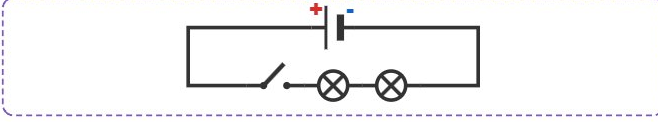
CEVAP ANAHTARI - SAYFA 3

DEVRE ELEMANLARININ SEMBOLLERLE GÖSTERİMİ VE DEVRE ŞEMALARI - 2

5. SORU (TABLO VE ŞEMA)

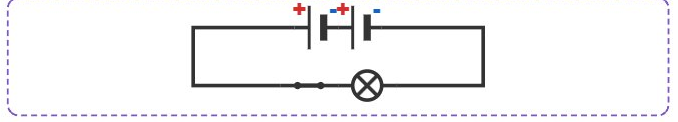
a)

Pil: 1, Ampul: 2, Açık Anahtar: 1



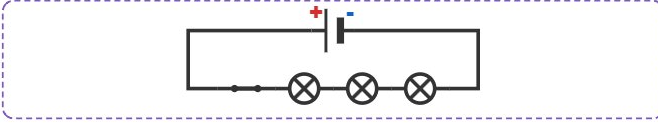
b)

Pil: 2, Ampul: 1, Kapalı Anahtar: 1



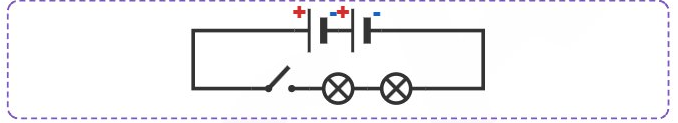
c)

Pil: 1, Ampul: 3, Kapalı Anahtar: 1



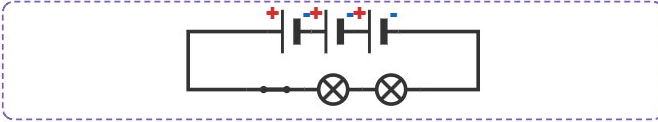
d)

Pil: 2, Ampul: 2, Açık Anahtar: 1



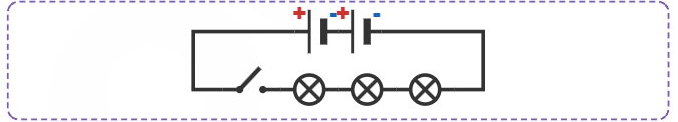
e)

Pil: 3, Ampul: 2, Kapalı Anahtar: 1



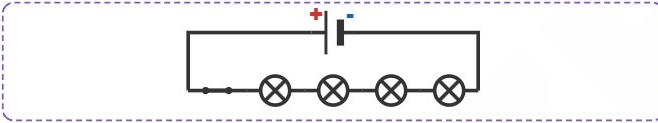
f)

Pil: 2, Ampul: 3, Açık Anahtar: 1



g)

Pil: 1, Ampul: 4, Kapalı Anahtar: 1



h)

Pil: 2, Ampul: 1, Açık: 1, Kapalı: 1

